



April

Minneapolis, Minnesota U.S.A.

2021

March TCRC Hybrid Meeting A Big Success!

by Jim Cook



Some of the members in attendance at the TCRC meeting.



Some of the members in virtual attendance at the TCRC meeting.

On Tuesday, March 9th, TCRC returned to CrossPoint Church for its first physical meeting in several months. The Church had allowed the meetings to be held again with a limit of 30 members present and with the provisions that masks be worn and social distancing practiced. The club set up a Zoom meeting to coincide with the regular meeting for those members who were still not comfortable with a group meeting because of COVID-19 concerns.


This format proved to work quite well. 16 members attended the meeting with an additional 19 members present via Zoom. Tim Wirtz handled the technical details of the Zoom meeting, and had the camera located such that those attending by computer were looking out over the audience. There did not appear to be any problems with those at the meeting hearing the comments from those on the computer, or vice versa.

This worked really well when Chris O'Connor gave his program on 'Building an airplane from plans', and when several members did Show & Tell presentations.

It is planned that the April 13th regular meeting will be done in the same format, giving members a choice on how they attend. ☺

A Note from The Head Wing Nut

By Bob Briesemeister



donated, and with great success. He has already sold about 20 items and says he now is in need of more things to sell. See the article on page 3 of this newsletter for more information.

Happy Flying!



Calendar

Hello Members,

March is definitely going out as a lion with high temperatures in the 30s and lows in the 20s. I know that April showers bring May flowers but hopefully the showers will be in moderation. April is also the windiest month which doesn't bode well for flying.

There has been some activity at the field in March with days in the 60s and even 70s. The field is soft but flyable. The April Fools Fun Fly will be held on Saturday the 3rd. This is a nice way for members to kick off the flying season and also get the dust off their planes and the cobwebs out of their heads.

We have a few things happening in May:

- First is our clean-up day on May 1st as long as we are not flooded. Cross Your Fingers! We will be working on the shelter, the fence, sweeping the runways etc. etc.
- The second is the membership meeting on the 11th. This again will be both an in-person meeting along with a Zoom meeting for those members who are not able to attend. I believe there will be a program on float planes and also a chance to show off your winter projects. Bring a plane or two even if it's not finished.
- Third will be the Spring Float Fly at Bush Lake Beach in Bloomington on May 15th. Please contact Steve Meyer with any questions.
- Fourth and new this year will be a TCRC Spring Swap Meet. Big Sky Hobby has decided not to have a swap meet this spring due to COVID-19. The TCRC swap meet will be held at the Scott County Fairgrounds on Saturday, May 22nd with a rain out date of Sunday the 23rd starting at 8am. To offset costs of renting the fairgrounds we will be charging a \$5.00 selling fee. Please inform your fellow flyers and hobbyists from other clubs.

Please remember to support the TCRC Donation Store. Brian Johnson has been working hard at selling those items that you members have

Apr. 3	April Fool Fun Fly TCRC Model Air Park 10-10-10 Rule
Apr. 7	2 nd Quarter Board Meeting, 7:00 PM President's Home
Apr. 13	TCRC Membership Meeting, 7:00 PM CrossPoint Church Bloomington Also May Attend Via Zoom Meeting
May 1	TCRC Jordan Field Clean-Up & Fly-In
May 11	TCRC Membership Meeting, 7:00 PM CrossPoint Church Bloomington
May 15	Spring Float Fly Bush Lake Park Bloomington 10:00 AM Steve Meyer
May 22	TCRC Swap Meet & Fun Fly Scott County Fairgrounds, 8:00 AM



TCRC Donation Store Update

by Brian Johnson

March was a great month for the TCRC online store! We had donations from club members account for twenty sales between online auction and local marketplace ads totaling just over \$2,300! That is an amazing single month total!

Some of the buyer's favorite items are high-end transmitters, four cycle engines, and bicycle parts. You did indeed read that last one correctly -- bicycle parts are in high demand right now and the items we received generated over \$500 dollars in sales themselves. We do not need to sell RC specific items to generate funds for the club, so if anyone has shippable items of some value that are not RC related let me know and I will try to get a few dollars for the club out of them!

For the most part the feedback from buyers has been overwhelmingly positive so we are generating many happy customers from the items everyone has been donating. All of that positive feedback helps to attract additional buyers and give bidders confidence that they will receive the product they are envisioning when they place a bid. In the long run this will help us to get top dollar for the items everyone donates. There has been a single instance of a dissatisfied customer who left a negative comment in the feedback section after receiving an item and having made no attempt to reach out to have an issue resolved. This

is an extremely difficult situation to manage as eBay goes to great lengths to protect buyers, and values their satisfaction above all in order to keep them within the community. I am very happy to say that after a lengthy appeal process eBay has sided with TCRC and has agreed to remove the comment that buyer placed in the feedback section! That alone is a pretty significant victory, but the process continues to see if the score can be stricken as well. Again -- the better our reputation the higher the bids we receive!

In total the store has generated \$3,234 dollars in sales and of that \$2,968 is profit for the club. \$310 dollars of that has been local market sales and the rest has been eBay sales. The eBay store has a 91.8% profit margin while local channels have a 91.6% profit margin. Note the eBay sales generate slightly higher profit margins than local sales despite paying a fee to the site for listing, and that is due to the fact that eBay collects sales tax in addition to the sale. Also, buyers pay retail shipping rates and eBay then gets a discount that is passed to the seller.

I am extremely pleased with the success of the store and continuously impressed with the generosity of the club members and your willingness to donate items to help support the club. Donations can be made by reaching out directly to me at [763-744-6379](tel:763-744-6379). Text is best but please include your name as I do not have everyone's phone number. If I do not answer, please leave a voicemail and I will call you back.

Thanks again everyone and have a great month of April flying!! ☺

Jordan Field Report

by Tim Wirtz

Brian and I were at the field on Sunday, March 28th. We had been flying two weeks before and, at that time, the field was really squishy and the ground slimy. You could tell that the frost was just coming out of the ground. However, there was no standing water and it appeared as though the drainage ditches dug last year were working.

Fast forward to the 28th, after three days of rain that made the river level go from 11 ft to 16.8 ft. I was expecting the field to be really soggy, but I was wrong. The field was completely dry. You could see cracks in the soil on the infield and could tell that it had dried out nicely after the frost went out of the ground. Even after the intensive rain, the field wasn't slimy or slippery. The ground was the same firmness as my yard in Minneapolis. The only water to be found was on the runway, in the middle of the X where the pavement had sunk, and on the parking lot.

The parking lot had standing water on it and was a bit soft under the truck tires but not when walking across it. The culverts under the driveway were all open and had been working as expected. The driveway was firm and only rutted at the entrance.

Overall, I think the field looked the best it has looked at this time of the year since I became a member of the club. ☺

AWN

(Assistant Wing Nut)

by Chris O'Connor



Looks like some nice flying weather is on its way. Maybe we can luck out this year. Hope to see some new planes at the field this summer.

Finishing up on last month's article, I will be talking about finishing your new pride and joy.

There are so many ways to put a finish on a model, so I will talk about what I would be doing, which is fiberglassing and painting. I would be using some type of 2-part epoxy that I would thin down a little with acetone or denatured alcohol to a creamy consistency. Using 3/4oz. glass cloth. Start in the middle and work out from there. make sure everything is covered well. Now here's the next step which is like a miracle. With the epoxy wet and uneven on the surface, just put down a product called PEEL PLY. You will see that it's on top of the wet fiberglass and looks to be getting wet and becoming part of the fiberglass. Don't worry it's not. When all the epoxy is dry just take the PEEL PLY and pull back on itself. This product is designed to come off and leave a slightly textured surface, but very smooth. The textured surface is from the weave of the PEEL PLY, it's like Dacron dress lining fabric. Now just a light sanding and you are ready to spray or roll on primer. The PEEL PLY doesn't work as well on curved surfaces as a flat surface, so you may need to put the material down in smaller pieces. As a side note, you can use dress lining material, but it has to be 100% polyester not a blend. If you get a blend it will not work, trust me! There is an article in RC Scalebuilder by Marmburst on putting this down using 100% polyester fabric.

Panel lines are done after the first coat of primer is sanded. Layout the lines on the model with a ruler and pencil. Then use a product called 1/64in Chartpak tape or fine-line tape. Put the tape over the pencil lines and spray another coat of primer on making sure to cover the tape well. After it dries sand the primer and especially on top of the tape until you see the tape appear. Stop, don't sand anymore of the tape, now peel the tape off. You will see there's a small groove left which is your panel line. There may be some adhesive residue left from the tape, but you can clean that out with mineral spirits. It's actually very easy to do.

Rivets are done a few ways, but I've used a syringe and canopy glue, like RC-56. Don't have to thin and you can do vertical surfaces it won't

run. The rivets are put on after the final sanding and just before you spray color on. As soon as the color goes on the panel lines and rivets will just jump out, it's very exciting.

Now you are ready for your final step in color. You can use a multitude of products. Some that I have used are Klass Kote epoxy paint, Stits products, similar to dope or lacquer, or even latex paint. Although latex is not fuel proof to glow fuel and maybe jet fuel it's alright for gasoline. You can use Klass Kote clear over the latex to fuel proof the surface.

I've given a brief summary of the finishing I do. Now you can install the radio and go flying.

We have the Spring Float Fly coming up in May, so the April program will be on float planes, many different types.

See you at the meeting.



Always Wear An Orange Vest To Retrieve A Plane


Every member is reminded to wear an orange vest if your plane goes down in the wooded areas surrounding the runways.

If your airplane does go down in the woods, the orange vests are quite close. The orange vests are stored in the rafters of the shelter and easy to reach.

Be safe! Where an orange vest anytime you have to retrieve an airplane.



Show & Tell



Scott Anderson had a nice looking AT 802 ARF from Eflite Hobby'. The plane was done in yellow with blue trim. It was 1/12th-scale with a 50-inch wingspan. Scott had skis on the plane and had hopes of putting the maiden flight on it very soon.



Sherwood Heggen had a real old-timer at the meeting. He was building this Cavalier from a kit made in 1938 by Berkeley. He said the parts were printed on rough-cut wood and each part had to be cut out with a jigsaw. When done, the almost 80-year old plane will have a 109-inch wingspan and weigh in around 9 pounds. It will be powered with a Magnum 61 4C.



Steve Meyer had a Miles Sparrow Hawk made by Seagull Models. This 1935 racer was done in red monokote with silver wings and had been converted to electric. It had a 71-inch wingspan and weighed in around 11 pounds. He bought the kit at a TCRC auction and built the plane for his wife Sandy. The spats for the wheels were really neat looking. 😊

A member can have his new or rebuilt airplane appear in the Show & Tell column just by sending a picture of the plane and a data sheet about the plane. (Data sheets can be obtained on the club website, TCRCOnline.com).


Send your pictures and info by texting to Jim Cook at 952-200-2030 or emailing them to him at jimcook888@q.com. Data arriving before the last day of the month should make the newsletter.

Now, you don't have to attend a meeting to show the membership what you have been building.



Safety At The Field

By Larry Couture



Here it is the last day of March 2021. The last few weeks have been the coldest I can recall. I have not been to the field so I cannot give you any information on flying there. The action for me has been here at the hangar. I finished one more plane. I got a Tiger 60 which was under construction from Bobby, and finished building it two day ago. Had fun with the air retracts as I had never done any of those before. I had to call Steve Meyer two times to get info and, by golly, with that and the book that came with them they are now working, so miracles do happen.

So, for a safety article I will use what just happened to me so you can do it yourself. When drilling the holes in the fire wall for putting on the engine mounts, do not buck the back off the firewall with your finger in the wrong place because it hurts a lot when the drill finishes the hole.

The next item is to be very careful when removing the key on a Futaba servo wire end to fit in another brand of wiring. That also can hurt.

Now I cut almost all my wood parts by power tools such as jig saw, band saw or rotary tool. And to date I have not cut my fingers by any of these tools, but believe me I have seen fingers removed or badly damaged by these tools -- so be very, very careful when using them as they cut extremely fast through body parts.

Now getting down to the upcoming flying weather, be sure to double and triple check all flying surfaces and batteries in your airplane before your next flying session as the gremlins are always at work when you're not looking.

So, when you go flying have fun and keep the rubber side down when landing, and all landings in which you can fly again are great but not always graceful. ☺

Safety Always Comes First!

TCRCOnline.com
A Great Club Website!

TCRC Swap Meet on May 22nd

TCRC has decided to hold a swap meet in May at the Fairgrounds flying site in Jordan.

The club checked with Jeremy Steinmueller of Big Sky Hobby to make sure the club did not coincide with his annual swap meet held at his hobby store parking lot in Eagan, but because of COVID-19 Jeremy is not planning his spring swap meet for 2021.

TCRC's Spring Float Fly is scheduled for the week before on May 15th, so there will be no time conflict with that event either.

The Swap Meet will begin at 8:00 AM and continue into the afternoon. There is a \$5 'seller fee' to offset the cost TCRC must pay to the Fairgrounds. Vendors must provide their own tables.

Social distancing rules must be followed, and each vendor is required to have hand sanitizer present at their table.

Coinciding with the swap meet will be a fun fly open to any AMA member. Morning flying will be restricted to planes using 2.4 GHz, with 72 MHz planes be allowed after 12:00 PM.

Mark your calendars and plan on being a seller, a buyer and a pilot at the TCRC Swap Meet and Fun Fly on Saturday, May 22nd at the Scott County Fairgrounds. ☺

Messerschmidt 263 A

by Conrad Naegele

The March Mystery Plane was the German Messerschmidt 263 A.



Most everyone who is interested in WWII warplanes is familiar with the rocket-powered ME 162 ‘Komet’. Bomber killer, a killer to pilots and bombers alike.

A follow up to the 163, was the 263. Devised directly from the 163, it was a greatly improved plane. Appreciably cleaner, it featured a blown canopy, retractable landing gear, and greater fuel capacity. The fuel consisted of T-stoff and C-stoff, highly explosive. A pressurized cabin, plus 12 and 20 mm armor for the pilot, it still used mostly wood for the fuse and tail feathers.

Original flights were unpowered with gear fixed in down position. Rather than nose-mount missiles, it was equipped with 2-20 mm cannon, 75 rounds per gun. The maximum speed was estimated at 620 mph. Endurance was 13 minutes at 20,000 feet, 15 minutes at 36,000 feet.

Preparation was made for full production at the time of Germany’s capitulation. The 263, if production had been reached, would have made a great impact on the bomber swarm then over Germany. No 263 saw combat.

The ME-263 had a wingspan of 31-feet, a combat weight of 11,700 pounds and a speed of 620 mph. The engine was a Walter HWK, bi-fuel rocket that developed 4,430 pounds of thrust. ☺

2021 TCRC Handbook And Roster

by Tim Wirtz



I wanted to present to all of the members the 2021 TCRC Handbook and Roster. It has been emailed to every member in both PDF form as well as MS Word form. I have also attached the excel roster document that is current as of March 30, 2021.

Webmaster Pat Dziuk has already added the Handbook as well as the Roster to the website, TCRCOnline.com. They can be found in the ‘members only’ section of the website. ☺

MNBigBirds.com Free! Scale Plan Downloads

Anderson Designs

New! Hawker Hurricane MkII
 Kawasaki Ki-45 “Nick”
 Focke Wulf TA-152H
 Lavochkin La-7
 Grumman Lynx
 ARADO 96B
 Howard Pete
 Mitsubishi Ki-15 “Babs”
 Thomas Morse Scout S4C

New! Howard Pete 1/3 Scale Racer
 Hawker Hurricane Mk II 1/4 Scale British Fighter
 Composite Parts Available Thru MACKO

New! KI-45 DRAGON SI AYFR

Add'l Extras

- In Flight Videos
- Construction Articles
- Scale Documentation
- Paint Masks & More!

TCRC meets every month on the 2nd Tuesday at 7:00 PM in Fellowship Hall of CrossPoint Church located on the southeastern corner of the intersection of 98th Street and France Avenue in Bloomington. Guests are welcome to attend these meetings.



7151 190th St. W.
Jordan, MN 55352



Contact Bob Briesemeister
(612) 964-8877

Flying:

Large grass field
All active AMA members welcome to fly
2.4 GHz only until 12:00.
72 MHz allowed after 12:00

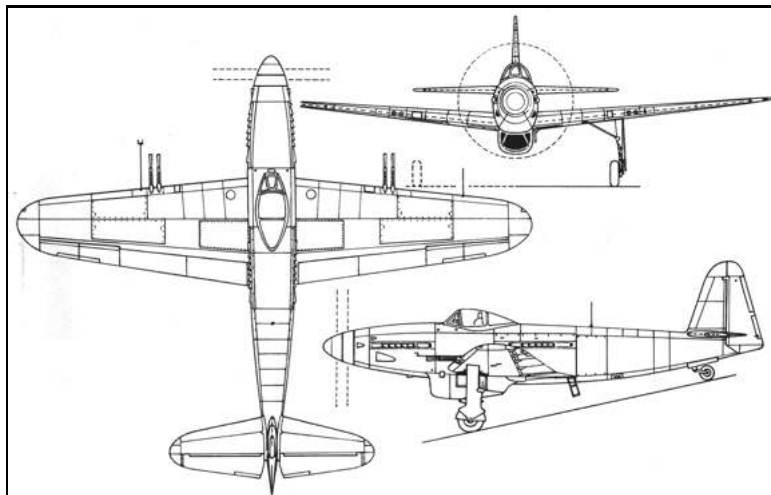
Swap Meet:

Large, open area to park
\$5 Seller Fee to offset site
Rental - BYO Table

COVID Rules:

Vendors must have hand sanitizer at tables
Gloves for handling cash strongly recommended
Social Distancing rules apply

April Mystery Plane



New Members

TCRC gained two new members in March.

Brad Honey lives at 17800 Powderhorn Drive in Minnetonka, 55345. His phone number is 612-803-3441 and his email is brad.honey@yahoo.com. Brad has been flying R/C for 20+ years and is currently flying a Citabria Pro, a Goldberg Extra 300, a Goldberg Eagle 2, and a Hanger Designs Seaplane.

Anil Poulouse lives at 7681 Bush Lake Drive in Bloomington 55438. His phone number is 612-790-6141 and his email is apoulouse@msn.com. He is relatively new to the hobby and currently is flying a WB Sport and an Apprentice.

When you see Brad and Anil at a meeting or the field, be sure and introduce yourself and welcome them to TCRC.

With addition of Brad and Anil, the TCRC membership is now at 91 members. 😊

Lock The Gate!

It is very important that the gate to the field be kept locked at all times when there is no member present.

It is every member's job to lock the gate when her/she is the last one at the field. It doesn't matter the time of day or how nice the weather is. This simple rule is to keep the gate locked to prevent theft, vandalism and the unauthorized use of our land from occurring. 😊

Who Says You Need A Tractor?



A bright, sunny day is a good day for flying! Logan and Alex Kaderlik, sons of TCRC member Corey, grabbed a flight stand and headed down the road to the pit area so they and their dad could do some enjoyable flying in early March. The road looks to be in pretty good condition. 😊



TCRC Spring Float Fly Saturday May 15

by Steve Mayer

Time to get your feet wet. TCRC's annual Spring Float Fly will again be held at Bush Lake Park in Bloomington on Saturday, May 15.

Start time is 10:00 AM. Chair for the event is Steve Meyer, and the event is open to any pilot with a valid 2021 AMA membership card.

We will try to maintain social distancing in the pits and on the beach. If it is too windy or raining, we will cancel the event.

Get the floats onto a plane and be at Bush Lake Park beach on Saturday, May 15. 😊

April 13th TCRC Program:

“Float Planes”

Perfect Timing For Upcoming Spring Float Fly



2021 R/C and Aviation Events of Interest

Date	Event	Remarks
Cancelled for 2021	Discover Aviation Days	Anoka County Airport, Blaine, MN
June 17 - 19	Windy City Warbirds and Classics Non-spectator event for 2021	St. Charles, Illinois
June 18 - 19	Minnesota Jets 2021	SMMAC Field, Owatonna, MN
July 15 - 17	Air Supremacy Over Goshen	Goshen, Indiana
July 24 - 25	Wings Of The North AirExpo 2021	Flying Cloud Airport, Eden Prairie, MN
TBD	Watts Over Owatonna	SMMAC Field, Owatonna, MN
June 16 - August 29	AMA NATS 2021	AMA National Flying Site, Muncie, IN
June 16 - 19	R/C Scale Aerobics	AMA National Flying Site, Muncie, IN
June 16 - 19	R/C Scale	AMA National Flying Site, Muncie, IN
June 17 - 19	CL Scale	AMA National Flying Site, Muncie, IN
June 20 - 22	R/C Combat	AMA National Flying Site, Muncie, IN
June 20 - 24	CL Combat	AMA National Flying Site, Muncie, IN
June 20 - 25	R/C Pylon Racing	AMA National Flying Site, Muncie, IN
June 20 - 26	CL Aerobatics	AMA National Flying Site, Muncie, IN
June 21 - 24	CL Racing	AMA National Flying Site, Muncie, IN
June 21 - 25	CL Speed	AMA National Flying Site, Muncie, IN
July 20 - 23	Free Flight Indoor	AMA National Flying Site, Muncie, IN
July 20 - 24	R/C Aerobatics	AMA National Flying Site, Muncie, IN
July 21 - 24	CL Carrier	AMA National Flying Site, Muncie, IN
July 25 - 29	Free Flight Outdoor	AMA National Flying Site, Muncie, IN
August 1 - 4	R/C Helicopter	AMA National Flying Site, Muncie, IN
August 19 - 29	R/C Soaring	AMA National Flying Site, Muncie, IN
July 26 - August 1	EAA AirVenture Oshkosh	Oshkosh, Wisconsin
August 12 - 14	Northern Alliance Military Fly-In	SMMAC Field, Owatonna, MN
August 19 - 21	Warbirds & Classics Over the Midwest	Fond du Lac, WI
August 28	Warbirds Over Iowa	Cedar Rapids Skyhawks, Cedar Rapids, IA
September 2 - 4	Indiana Warbird Campaign	Muncie, Indiana

TCRC 2021 Membership Renewal

by Tim Wirtz, Treasurer

(Editor's Note: At the December 8th TCRC Zoom Meeting the dues for 2021 were discussed. Following that meeting, Treasurer Tim Wirtz emailed the membership their official renewal notice on December 16th. The following is a copy of the Renewal Statement that every member should have received in their email.)

TCRC 2021 Renewal Statement

This is your official 2021 TCRC Club renewal notice. Before your renewal application can be processed by TCRC, your 2021 AMA Membership must be current. A 2021 Membership Card will not be issued until the AMA website shows your AMA status as current. Your 2021 AMA Membership status will be verified using an AMA website application. There is no need to submit a paper copy of your AMA Membership status with this application.

To serve the TCRC Membership, the Board requires a signature of each pilot confirming their intent to abide by the Field Rules that are posted on the TCRC website, TCRCOnline.com and in the shelter at the main field. **This year, due to COVID, your payment of your yearly dues constitutes your acknowledgment that you intend to abide by the Field Rules**

TCRC Membership types are as follows:

- **Regular:** Those 19 years or over as of July 1, 2021
- **Family:** Regular member plus all son(s)/daughter(s). Pilots under 19 years of July 1, 2021 must have a current 2021 AMA Membership
- **Junior:** Those under 19 years as of July 1, 2021 (who are not part of a Family Membership)
- **Social Affiliate:** An affiliate of TCRC with no flying privileges *(does not require AMA Membership)*

The 2021 Membership Dues are listed below. **Receipt of payment is proof of renewal. NO NEED TO PRINT AND SEND THIS FORM**

- | | |
|----------------------|----------|
| • Regular Membership | \$105.00 |
| • Family Membership | \$105.00 |
| • Junior Membership | \$ 47.50 |
| • Social Affiliate | \$ 35.00 |

If you had a Family Membership in 2021, your family membership will automatically be renewed as such with the family members on file. If there are additional family members that need to be added, please email treasurer@tcrconline.com.

Please confirm you member information (that were supplied in the renewal email) (if corrections are needed, you can send it via email to treasurer@tcrconline.com)

The preferred payment method this year is PayPal, however credit cards and checks will be accepted. If paying by PayPal, use the following link:

www.PayPal.Me/TCRCTreasurer/105

If paying by Credit Card, please call Tim Wirtz at 952-297-5226

Mail your check payment to:

Tim Wirtz
1511 Emerson Ave N
Minneapolis, MN 55411 ☺

THE TCRC FLARE OUT Monthly Newsletter



TWIN CITY RADIO CONTROLLERS INC.

Purpose: To preserve, encourage, and further develop the hobby of building and flying radio controlled model airplanes.

2021 Officers

President	Bob Breisemeister 612-964-8877
Vice President	Chris O'Connor 612-619-5471
Secretary	Ken Weddell 952-500-3446
Treasurer	Tim Wirtz 952-941-5357

TCRC Flare Out

Editor James R. Cook 952-200-2030
Publishers: Pat Dziuk 952-445-3089
& Mike Timmerman 952-496-1631

Website: <http://www.tcrconline.com>

The Snow Is Gone!

Steve Meyer was at the field on March 8th flying his Park Zone Wildcat and decided to take some pictures of the runways. Just two days earlier he 'End of Winter' Fun Fly had been a very soggy event as the snow was melting.



Steve stated that at that time that even with the standing water it was possible to use the runways for takeoffs and landings.

He said that the grass area was very soft and muddy.

With the snow melting, the Minnesota River starts to rise. As of press time, it had crested at 16.8 feet on March 27 and slowly started dropping. Hopefully, this will continue and the River will be able to absorb the spring rains and not cause any flooding in the area. Our field will start to show water when the River exceeds 18 feet. ☺


For Sale

President Bob Breisemeister has some very nice airplanes for sale.

Bob's planes range from small electric ARF's up to 1/3-scale sport planes. Some planes are still in kit form, and some are entirely completed.

The prices of the various planes are very moderate and any one of the aircraft would be a great value for the money.

If you are interested, give Bob a call at 612-964-8877, or see him at a meeting. ☺



Nature vs. Technology



Twin City Radio Controllers



HOBBY

HOBBY ZONE
STORE

Check us out! 952-941-1866
info@hobbyzone.com

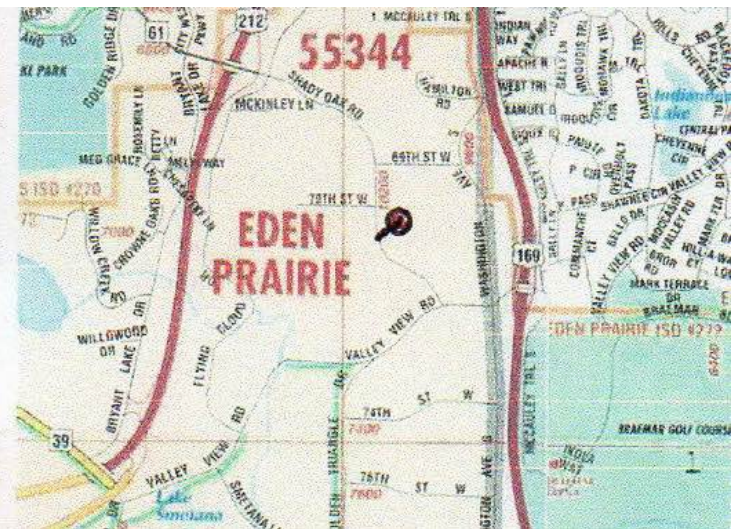
7171 Shady Oak Road
Eden Prairie, MN 55344

Monday - Friday 10AM - 5:30PM
Saturday 10AM - 4PM
Sunday Closed

Most in-store prices are 5% - 10% OFF
online prices. Plus, every month we
select two popular items at 15% OFF!

www.hobbyzone.com

ZONE



BIG SKY HOBBY™
Great products, expert advice.

Open Monday thru Saturday, 10 am - 6 pm
Have Special Orders or Questions?
Contact: Jeremy@BigSkyHobby.com

