

The Programs Are Great At The TCRC Membership Meetings

by Jim Cook

Brian Johnson had the program at the February 11th TCRC meeting, and he showed all in attendance how to make really neat wire wheels for your airplane.



Some of the materials Brian used to construct his wheels. (Photo by Tim Wirtz)



Brian Johnson did a great job of showing the members how to construct great wire wheels. (Photo by Tim Wirtz)

Brian started with a set of Dubro 2-inch wheels and then using steel wire, dowels, weatherstripping and washers, turned them into fantastic looking wire wheels.



The finished product was a fantastic high quality wheel. (Photo by Tim Wirtz)


The wheels Brian made were 3 inches in diameter. He said he could make any size wheel, and instead of starting with an existing wheel, could make the core on his 3D-printer using a CAD program.

Brian said he could make a set of wheels in about an hour and one-half.

Thanks to Brian Johnson for a great program! J

A Note from The Head Wing Nut

By Bob Briesemeister



TCRC Members,

With the warm weather it looks like we might have an early spring. I know that you want to dust off the planes and get the cobwebs out of your mind.

Please do not drive down to the field, the road is very soft and is already tore up from curious members. We don't want to make it worse. If you want to fly, the snow at the Fairgrounds will most likely be gone this week but please park on the road so that we don't tear up the Fairground's property.

A few final wrap-up items about the auction. People enjoyed having the two professional auctioneers and hope that they return next year. We have had only one email from a bidder on the purchases he made at the auction and Tim and I were able to resolve it. I want to thank everyone that was able to help out at the auction. Next year's date is already set for February 6th, 2021.

You all should be getting the emails from the AMA on the FAA proposals. Please respond to the AMA with your comments on remote ID to support our hobby.

There are not very many events going on this time of year. At the end of March there is an auction in Sioux Falls South Dakota. There is a mall show and swap meet in Detroit Lakes Minnesota on April 4th, 2020. I was planning on going to the Duluth auction the week after the TCRC auction, but the weather did not allow me to go. Oh well.

Please bring the projects that you are working on or your airplanes to show at the March 10th membership meeting. There will be some items for sale at the meeting from the estate that the club purchased. Such as batteries, servos, building items etc.

We will see you at the meeting on Tuesday, March 10th. J

Jordan Field Flooding Early

With the warm weather that we have started to enjoy, some of the Minnesota snow is starting to melt, and with that the Minnesota River is starting to rise. Typically, this doesn't happen until around the first week in April, so we are about a month early this year. Hopefully this will allow us to use the field much earlier this spring.

As of press time, the River was at 18.6 feet and rising, with a crest projected of 26.5 feet on March 14th. The TCRC field floods above 18 feet, so we will have considerable water over the field.

The road to the field is soft and president Bob has asked the membership to stay off of the road at this time.


The Fairgrounds field is open for flying while our field is not available, but Bob again asks members to park on the road and not the parking lot while it is soft.

The club will keep the members updated on our field situation. J

TCRC meets every month on the 2nd Tuesday at 7:00 PM in Fellowship Hall of CrossPoint Church located on the southeastern corner of the intersection of 98th Street and France Avenue in Bloomington. Guests are welcome to attend these meetings.



Government Relations

For now, we are filled with gratitude for the AMA community and hope for the future. As always, if you have any questions or simply want to connect with us, please call [\(765\) 287-1256](tel:7652871256) or email amagov@modelaircraft.org 

Dear Members,

The official comment period for the FAA's proposed rule on remote ID has closed and we are writing to provide an update.

First – and most importantly – thank you for your unending support for model aviation and commitment to advocating on behalf of our beloved hobby.

Your comments make a difference. Throughout the past two months, the aeromodeling community has submitted over 50,000 comments to the FAA expressing concerns with the remote ID proposal. This is an enormous number of comments, and we are overwhelmed with gratitude for your work on this important issue. All of your voices are critically important, and they make a difference. Thank you again for taking the time to participate in the remote ID rulemaking process.

In addition to your many comments, AMA HQ submitted its own formal comment detailing how the proposed rule would impact our community and the changes we want to see in the final rule. If you are interested in reading AMA's full comment, it is available at amagov@modelaircraft.org.

Second, please know there is still a long road ahead. In fact, there is a lengthy bureaucratic process that the FAA must complete before a final rule is announced, including a review of each of the tens of thousands of comments you submitted. And even after a final remote ID rule is announced, there will be a significant time period before that rule goes into effect and everyone must comply. The whole process will probably take several years. Rest assured, we will keep you updated along the way.

Third, and finally, the fight for a better remote ID rule is not over. During the next several months while the FAA is reviewing your comments, we will be coordinating closely with other groups who have a similar viewpoint on the rule as AMA. We will also continue to meet with our allies in Congress about the importance of model aviation and the need to protect our community. Soon, we may ask for your help contacting these members of Congress, so please continue to keep an eye on our advocacy website and social media.

Calendar

- Mar. 1** **End of Winter Fun Fly
TCRC Model Air
Park, 10-10-10 Rule**


- Mar. 3,4,5** **65th Toledo Weak
Signals AirExpo
Toledo, Ohio**

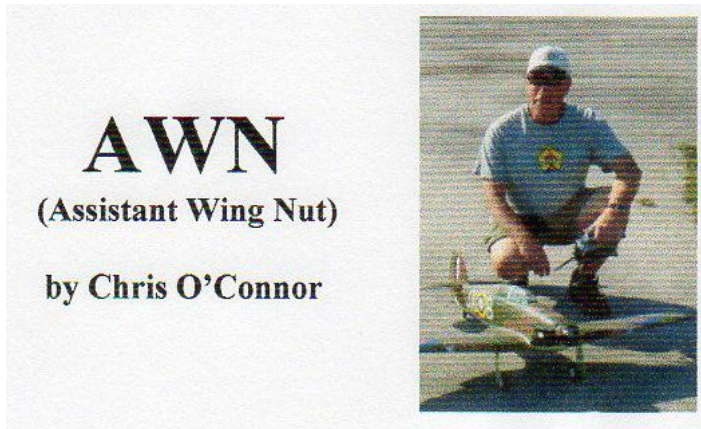
- Mar. 10** **TCRC Membership
Meeting, 7:00 PM
CrossPoint Church
Bloomington**

- Apr. 1** **2nd Qtr. TCRC Board
Meeting, 7:00 PM
President's Home**

- Apr. 4** **April Fool Fun Fly
TCRC Model Air
Park, 10-10-10 Rule**

- Apr. 14** **TCRC Membership
Meeting, 7:00 PM
CrossPoint Church
Bloomington**





Even though it's only the beginning of March, it feels like the summer flying season is almost here. Don't panic, there's still time to finish that winter project.

Speaking of winter projects, I feel that I'm falling behind. Still working on Nate's P-47. Everything is fuel-proofed so final mounting of the engine and muffler are in progress now. After that will be the final inspection on his plane and then I can move on to the T-34. That will be new servos on the elevators and a complete inspection of that plane as well. Almost sounds like I'm talking about full-size planes. Some of the maintenance practices for full-size can carry over to our models. My goal every year is to be flying when I get to the field, not doing repairs or maintenance. Sometimes that is un-avoidable but shouldn't happen too often. The other bad thing about doing repairs at the field is there are too many distractions.

My third and final project for the winter is customizing a new trailer that Nate and I will be using. I think I've gone over the top on this one. First of all was getting a plan. It started by getting ideas from other people. On Flying Giants there's a build thread titled "Show me your trailer". That turned out to be extremely helpful. Our trailer is a 6 x 12 with a V-front, so we (Nate and myself) decided to put a work table up front with storage underneath and also a tool chest for parts, props, tools etc. keeping in mind about not too much weight up front for balancing the trailer. The trailer came with white walls on the inside out of textured fiberglass on 3/8" wood. A bare ceiling and floor. So, I insulated the ceiling with pink foam and then installed 1/8-fiberglass sheeting that match the walls perfectly. The easiest and secured way to put the panels up was to use pop rivets. Next came the flooring, we didn't want carpet -- gets too dirty -- so we decided on rubber flooring. My other trailer has that and it's great because it's not as slippery as linoleum tile would be when wet. My last trailer has rubber tiles, but this time we used rubber that came in rolls. It's a material that you see in a workout room. Next, we had to decide how we would mount the planes. Again, using what worked great in the other trailer we are mounting planes on one wall and hanging wings on the other wall with tie downs on the floor. Thinking giant-scale I believe we can get four big airplanes

in the trailer very neatly and able to walk down the center. I don't like putting a shelf half-way up in the trailer, because you can't walk into the trailer. So, the tie downs on the floor are recessed into the floor so you don't trip on them. I used a track called L-track. It's an aircraft style track where you can move attach points in different areas for many different planes. We have used this method in our other trailer for years now with great success. The mounting system on the wall has to be custom made, again like our other trailer. So, I'm getting close to finishing the trailer, probably by the end of March. Now I feel I should be ready by the beginning of May. Hope your projects are doing well also.

The program for our March meeting will be on computer cutting of vinyl decals and lettering for our models. Steve Meyer will be doing the program. Make sure not to miss this one. Also, a big thanks to Brian Johnson for doing the February program on constructing wheels.

See you at the meeting. J

Lock The Gate!

It is very important that the gate to the field be kept locked at all times when there is no member present.

It is every member's job to lock the gate when her/she is the last one at the field. It doesn't matter the time of day or how nice the weather is. This simple rule is to keep the gate locked to prevent theft, vandalism and the unauthorized use of our land from occurring. J

Caudron – Renault CR-770

by Conrad Naegele

The February Mystery Plane was the French Caudron – Renault CR-770 fighter plane.



The Renault Aircraft Company developed a rather nice-looking line of fighter planes prior to WWII. Unfortunately, the Renault engines were woefully underpowered and not dependable.

In 1941, Louis Renault decided to develop a new 16-cylinder, water-cooled engine of 800 horsepower. The new engine was run in 50 days. With very little running time, it was installed in the very elegant CR-760. With a new wing it became the 760-1. This plane, quite lightweight, used a combination of construction, a dual spar wing, and stressed plywood covering, fabric-covered split flap, with a welded fuselage. It had electrically actuated retractable gear. The fuel tank was located between the firewall and the first bulkhead, directly in front of the pilot.

Flight tests revealed phenomenal handling, for the power provided. The plane was lightweight and easily assembled. It was trouble-free for its short life. Flight testing was almost completed when the Wehrmacht approached. With the engine removed, it could not be flown. It was destroyed.

The CR-770 had a wingspan of 28 feet six inches and had a speed of 367 mph at 14,700 feet. It was to carry six 7.5 mm M-39 machine guns, but they were never installed.

MNBigBirds.com

Hawker Hurricane MkII
Kawasaki Ki-45 "Nick"
Focke Wulf TA-152H
Lavochkin La-7
Grumman Lynx
ARADO 96B
Howard Pete
Mitsubishi Ki-15 "Babs"
Thomas Morse Scout S4C

Free! Scale Plan Downloads

Hawker Hurricane Mk II
1/4 Scale British Fighter

Howard Pete
1/3 Scale Trainer

NEW!
KI-45 DRAGON SI AVF

Andersen Designs

Add'l Extras

- In Flight Videos
- Construction Articles
- Scale Documentation
- Paint Masks & More!

Pay Your 2020 TCRC Dues

With the arrival of the New Year comes the time to renew your TCRC club dues.

The TCRC board of directors met and set the 2020 TCRC dues as shown below:

- Regular \$85.00
- Junior \$47.50
- Social Affiliate \$35.00

Dues invoices were handed out at the December meeting if you were present, or mailed after the December meeting.

Remember, to be a member of TCRC you must be a member of AMA and supply proof of that membership at the time, or wait until the treasurer has confirmed that through the AMA.

Your TCRC dues can be paid to treasurer Tim Wirtz at a meeting or by mailing them to Tim at:

Tim Wirtz
1511 Emerson Avenue N
Minneapolis, MN 55411

The TCRC board confirmed the initiation fee for new members or members who had not paid their dues for the previous year. The initiation fee is \$75.

Make sure to pay your 2020 TCRC dues today.

**THE TCRC FLARE OUT
Monthly Newsletter**



****TWIN CITY RADIO
CONTROLLERS INC.****

Purpose: To preserve, encourage, and further develop the hobby of building and flying radio controlled model airplanes.

2020 Officers

- President** **Bob Breisemeister**
612-964-8877
- Vice President** **Chris O'Connor**
612-619-5471
- Secretary** **Ken Weddell**
952-500-3446
- Treasurer** **Tim Wirtz**
952-941-5357

TCRC Flare Out

Editor **James R. Cook** 952-445-5257ll

Publishers: Pat Dziuk 952-445-3089
& Mike Timmerman 952-496-1631

Website: <http://www.tcrconline.com>

Show & Tell Form

Bringing a plane to the TCRC meeting for Show & Tell?

If you are, be sure to go to the club website TCRConline.com and print out a blank Show & Tell Form. Fill this out and make sure it gets to the newsletter editor, Jim Cook so that the correct information shows up about your new airplane in the newsletter.

Also, if Jim is not at the meeting, make sure someone takes a picture of your new masterpiece and emails the picture to Jim also. If he is not at the meeting, you can have someone take a picture of the completed form and email that picture to him also. J

Bring Your Winter Project To Show & Tell

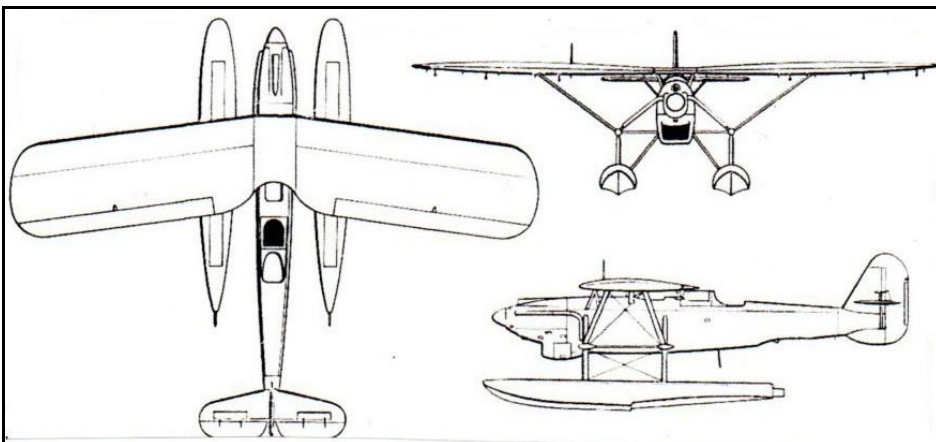
Trailer For Sale

5x8 enclosed trailer with torsion axle, newer tires and wheels, front storage bin, rubber flooring with recessed tie downs, never driven in winter, pulls behind vehicle without any problems. A great way to haul planes around.

\$1,400.00 firm



March Mystery Plane



Contact Chris O'Connor

oconcj@gmail.com

or cellphone [612-619-5471](tel:612-619-5471)

J

TCRC Says “Thanks Again” To John Berner And Shareif Eisa

Everyone in TCRC would again like to give a huge thank you to the two members of the Crow River R/C Club who volunteered to help with the auctioneering at the club’s 44th Annual Auction. Their auctioning and spotting skills were great and helped make the event very enjoyable.



For Sale

President Bob Breisemeister has some very nice airplanes for sale.


Bob’s planes range from small electric ARF’s up to 1/3-scale sport planes. Some planes are still in kit form, and some are entirely completed.

The prices of the various planes are very moderate and any one of the aircraft would be a great value for the money.

If you are interested, give Bob a call at 612-964-8877, or see him at a meeting. J



John Berner kept things moving along briskly on the stage.



Shareif Eisa showed his professional auctioning skills at the event.

18304

If someone were injured at the TCRC flying field and you had to call 911, what would you tell the operator for the location of the emergency? You would tell the operator the fire number for our field: 18304.

For safety reasons, it is very important every member knows our fire number. Hopefully we will have the fire number prominently displayed in the shelter at the field in the very near future. J

Twin City Radio Controllers



HOBBY

HOBBYZONE

Check us out! 952-941-1866
info@hobbyzone.com

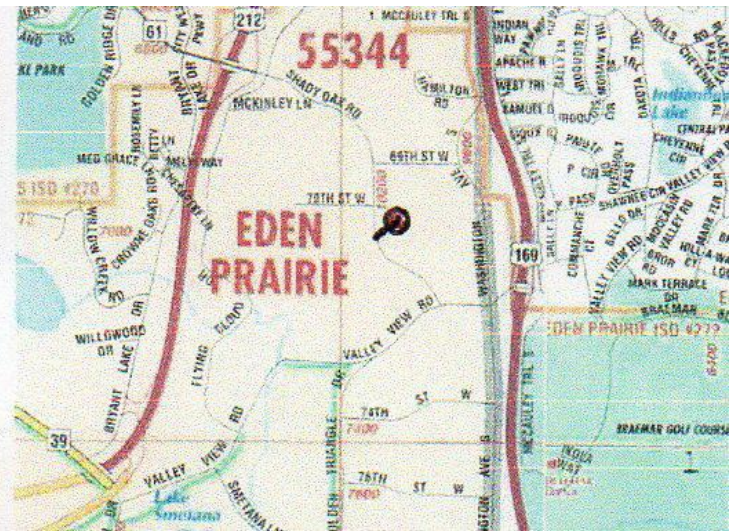
7171 Shady Oak Road
Eden Prairie, MN 55344

Monday - Friday	10AM - 5:30PM
Saturday	10AM - 4PM
Sunday	Closed

Most in-store prices are 5% - 10% OFF online prices. Plus, every month we select two popular items at 15% OFF!

www.hobbyzone.com

ZONE



BIG SKY HOBBY™

Great products, expert advice.

Open Monday thru Saturday, 10 am - 6 pm

Have Special Orders or Questions?

Contact: Jeremy@BigSkyHobby.com

