



January

Minneapolis, Minnesota U.S.A.

2018

The 42nd Annual TCRC Auction Is Here!

by Jim Cook

The biggest R/C Airplane Auction in the Upper Midwest is here now. Saturday, February 3rd, starting at 7:00 AM, 500 or more great R/C airplanes, engines, radios and accessories will be auctioned off to those buyers in attendance at CrossPoint Church at the intersection of 98th Street and France Avenue in Bloomington.

If you are planning on being a seller at the TCRC Auction, you can pre-register at TCRCOnline.com. Instructions for pre-registration are on page 7 of this newsletter. Remember there is a minimum opening bid requirement of \$20, so sellers are urged to bundle lower priced items to be well above the \$20 opening. If the seller check-in people do not believe an item will achieve the minimum bid they may require that item to be sold on the bargain table.

If you are a buyer, you will have several different means to purchase R/C airplanes and equipment: 1) Items continually coming across the main stage from 9:00 AM to 5:00 PM; 2) By bidding on 30 select items in a silent auction throughout the course of the day; 3) By visiting the bargain table for R/C items priced between \$15-\$30; and 4) by visiting the Hobby Warehouse Booth and the Sky Hobbies Booth located in the auction auditorium.

Doors open at 6:45 AM for seller registration and check in, and for buyer registration. There is a \$5 admission charge, which includes a bidder's card. At 8:15 AM the impound area will be opened to give the bidders a chance to get close looks at the items that will be sold. In addition, all items heading for the auction block will proceed down tables in the auction hall and be shown on a closed-circuit TV screen appearing on the main stage. Items approaching the auction block take about 45 minutes to go across these tables.

If you are a seller and you feel your item is selling for too low of price, you may protect that item by being the winning bid. In that case, you will be charged a buyback fee of 10% of the selling price up to a maximum of \$20. On successful auction sales, TCRC takes a commission of \$5 or 10% of the selling price, whichever is greater, on all items.

Through the course of the day, there will be a concession stand starting with coffee and rolls in the morning, and sandwiches and beverages for the rest of the day. Patrons must stay in the concession area (which is on the main auction floor) while eating and drinking. No food or beverage is allowed outside of this area, including carry-ins.


For buyers, TCRC accepts cash, checks and credit cards. All items must be paid for and removed by the end of the auction.

Sellers will be sent their proceeds from sales very soon after the auction.

The TCRC Auction is a great event and it gives both buyers and sellers a chance to sell or purchase some great R/C items and to be a part of an enjoyable event on a cold winter day. Come to the 42nd TCRC Annual Auction! **J**

A Note from The Head Wing Nut

By Bob Briesemeister



TCRC Members,

HAPPY NEWYEAR!! I hope that everyone had a nice Christmas and you received everything you wished for. Have you noticed that it is a little chilly outside and possibly inside too? The news said it is the coldest holiday season on record, but what do they know.

In case you haven't heard there is a big event coming to town. They have bill boards counting down the days. They say its 35 days but really its 34. No it's not the big football game, it's the TCRC 42nd Annual Auction on February 3rd. Our auction is the largest in the area and draws buyers and sellers from 5 states and sometimes our neighbors to the north, yes I mean Canada. The profits made from the auction are used in the day-to-day operation of the club and also keeps your dues low.

To pull off an event of this size we need all club members to volunteer their time and talents to make it run successfully as it has in the past. There are a lot of areas that you can work. Such areas are set up Friday night, concessions, impound, runners that move items to and from the stage and also the buyers and seller registration, check out and many other jobs. As you can see that we need all hands on deck on February 2nd and 3rd from set up to tear down. Remember at the meeting after the auction we give away some gift certificates to the people who have volunteered. This also includes your spouse, family members or just friends. Also at the February meeting the club will provide pizza as a thank you for your help.

The club provides most of the supplies needed to run the auction. The one thing that we are always in need of are tables. We use all of the tables that the church lets us use but could always use more. We do not want to rent tables as it gets really expensive and cuts into the profits for the club. It would be nice to have them Friday night for set up if possible.

There is only one meeting before the auction to make sure that we have all our ducks in a row. That is the membership meeting on Tuesday January 9th. We will do a short run through for the new members and to also show everyone what goes into making it work. Set up will be after 5 pm on Friday until it is complete and 6 am after the auction until everything is sold and the church is cleaned up and put back together

Saturday night. To sum it up we need everyone's help. If you have any questions contact me or any board member.

Early seller registration is now open you can find the information on the website and on page 7 of this newsletter. Remember that after set up on Friday night members can check in the items they are selling. This helps out with a little less congestion in the morning.

I hope that you have been able to do some building or repairing this winter. We would love to see what everyone has been working on so bring it to the meeting in January.

I would like to wish everyone a Happy New Year. J

Calendar

- Jan. 1** Happy New Year
- Jan. 3** 1st Qtr Board Meeting
Pres Bob's Home
7:00 PM
- Jan. 6** All Season Flyer
Kickoff, 10-10 Rule
Jordan Field
- Jan. 9** TCRC Membership
Meeting, 7:00 PM
CrossPoint Church
Bloomington
- Jan. 15** Deadline for
TCRC Dues
Discount
- Feb. 2** TCRC Auction
Set-Up 5:00 PM
CrossPoint Church
- Feb. 3** TCRC Annual
Auction 7 AM – 5 PM
CrossPoint Church
Bloomington



2018 TCRC Annual Calendar

DATE	EVENT	REMARKS
January 3	1 st Qtr BOD Meeting	Auction Planning Session Pres' Home 7 PM
January 6	2018 All Season Flyer Kickoff	TCRC Model Air Park, 10-10-10 Rule
January 9	Membership Meeting	CrossPoint Church, Bloomington 7 PM
January 15	Deadline for TCRC Dues Discount	
February 2	Auction Set-Up	CrossPoint Church, 5 PM
* February 3	TCRC 42 nd Annual Auction	CrossPoint Church, 7 AM to 5 PM
February 13	Membership Meeting	CrossPoint Church, Bloomington 7 PM
February 17	All Season Flyer Session	TCRC Model Air Park, 10-10-10 Rule
March 3	End of Winter Fun Fly	TCRC Model Air Park, 10-10-10 Rule
March 13	Membership Meeting	CrossPoint Church, Bloomington 7 PM
April 4	2 nd Qtr BOD Meeting	Bob Breisemeister's Home, 7 PM
April 7	April Fool Fun Fly	TCRC Model Air Park, 10-10-10 Rule
April 10	Membership Meeting	CrossPoint Church, Bloomington 7 PM
May 5	TCRC Jordan Clean-Up & Fly-In	TCRC Model Air Park
May 8	Membership Meeting	CrossPoint Church, Bloomington 7 PM
May 8	TCRC Building Contest	CrossPoint Church, 7 PM
* May 12	Spring Float Fly	Bush Lake Park, 10 AM, Steve Meyer
May 26-28	Hanson Family Fun Fly	Kris Hanson Farm, Mayer, MN
**June 12	Membership Meeting At The Field	5:30 PM Dinner, 7 PM Meeting
*June 16	Electric Fly-In (Open)	TCRC Model Air Park, Gerry Dunne
July 7	Competition Fun Fly	TCRC Model Air Park, Kris Hanson
**July 10	Membership Meeting At The Field	5:30 PM Dinner, 7 PM Meeting
*July 14-15	Wings Over Jordan and Camp Out	TCRC Model Air Park, Bob Breisemeister
August 1	3 rd Qtr BOD Meeting	Bob Breisemeister's Home, 7 PM
August. 3-5	Wisconsin Fun Fly	Siren & Rice Lake, Bill Sachs & Jim Cook
**August 14	Membership Meeting At The Field	5:30 PM Dinner, 7 PM Meeting
*August 25	Model Aviation Day	TCRC Model Air Park, Doug Elyea
*September 8	Scale Fly (Open)	TCRC Model Air Park, Scott Anderson
**September 11	Membership Meeting At The Field	5:30 PM Dinner, 7 PM Meeting
*September 22	Fall Float Fly (Open)	Bush Lake Park, 10 AM, Steve Meyer
October 6	Season Finale	TCRC Model Air Park
October 9	Membership Meeting	CrossPoint Church, Bloomington 7 PM
November 13	Membership Meeting - Elections	CrossPoint Church, Bloomington 7 PM
November 13	Ugly Airplane Contest	CrossPoint Church, 7 PM
November 17	TCRC Annual Banquet	David Fong's, Prior Lake, 5 PM
December 1	All Season Flyer Finale	TCRC Model Air Park, 10-10-10 Rule
December 5	Joint Board Meeting	Bob Breisemeister's Home, 7 PM
December 11	Membership Meeting	CrossPoint Church, Bloomington 7 PM

* Denotes events open to other than club members.

** If bad weather the meeting will be held at 7 PM at CrossPoint Church

AWN

(Assistant Wing Nut)

by Chris O'Connor



I would like to wish everyone a Happy New Year and hope it will be a good one for all. Now is the time to be building and or repairing and getting your fleet ready for the upcoming flying season. This time I thought I would talk about the old time debate on mode 1 vs mode 2. Some of you may not even know what that is, some of you may and probably don't even care. So I'm not going to say one way is better than the other, but what I'm willing to say is that I truly think mode 1 is easier to do starting out vs mode 2. Of course that's just my opinion. I know that there are many excellent fliers on mode 2 as well as mode 1.

Before I go any further some of you are saying, "What is the difference?" Starting with mode 1, the elevator and rudder controls are on the left stick and the throttle and aileron controls are on the right stick, whereas mode 2, the throttle and rudder controls are on the left stick and the elevator and aileron controls are on the right stick. I'm sure you noticed that the throttle and elevator controls are switched around between mode 1 and mode 2.

By now you're saying "Who cares?" Well I'm not trying to convert you, just informing you of what the difference is and why it started that way. In TCRC, we probably have the most people in this area that fly mode 1. To name a few, myself, my son Nate, Steve M., Sherwood, Dave Anderson, Mark Wolf, Mark Hodroff, John Rosenberg, Mike Robin. Sorry I got carried away. A lot of Europe, Japan and others fly mode 1. Most of the US fly's mode 2. The only argument most people have for mode 2 is "that's how full-size planes fly" and while that's true we are not flying full-size. There is difference, the two main controls don't interfere with each other in full-size, but in models they do. An example would be on landing. If you think about it when you're landing you are holding some up elevator and now the turbulence is rocking your wings and when you give aileron control you must be careful not to change your elevator or your approach could look like a mini rollercoaster. On mode 1 you can give all the aileron without affecting elevator. I'm sure there's some examples of mode 2 being easier than mode 1, but in the critical landing phase I think mode 2 can be harder. I could go on but I won't.

Many years ago people flew with reeds equipment before proportional equipment became available. We all have proportional

control now. In the reeds equipment there were multiple switches on a transmitter that you used to control your model. These switches were on - off only, but spring loaded to come back to center. To control you would have to beep the switches to get the servos to move. If you didn't the servo would travel all the way to the end. So when flying and doing a turn you would beep the aileron switch, but then also beep the elevator switch to start the turn. As you can see the switches would have to be on opposite sides of the transmitter so you could do them both at the same time, thus mode 1.

At our next meeting I will go thru this and show a reed transmitter and also have a simulator on mode 1 for you to try if you want. I'm not trying to change anyone, just informing on the differences of the two modes.

Happy building from the AWN.J

18304

If someone were injured at the TCRC flying field and you had to call 911, what would you tell the operator for the location of the emergency? You would tell the operator the fire number for our field: 18304.

For safety reasons, it is very important every member knows our fire number. Hopefully we will have the fire number prominently displayed in the shelter at the field in the very near future. J

Trump Signs Bill Reinstating The FAA's Drone Registration

Posted December 12, 2017 by Brian Heater

Back in late-2015, the Federal Aviation Administration introduced new rules requiring owners of small drones to submit their devices to a database and attach a registration code to the side of the product. In May of this year, a judge in the D.C. Circuit shot down the rule, and the FAA began the process of returning the \$5 registration fee.

Now the registry is back on, courtesy of a bill signed into law earlier today by President Trump. The reinstated rules were one small piece of the \$700 billion National Defense Authorization Act, about which the president reportedly said, "We need our military, it's gotta be perfecto." Likely the bit about drone registration didn't even register a blip on the president's radar.

In a statement to TechCrunch, an FAA spokesperson unsurprisingly gave the rules the thumbs up. "We welcome the reinstatement of registration rules for all small unmanned aircraft," the FAA said. "Ownership identification helps promote safe and responsible drone operation and is a key component to full integration."

The initial ruling was shot down this spring after the appeals court determined that the FAA didn't have the authority to regulate model aircraft; 838,620 people registered drones in that first go-round. The FAA anticipated that 2.3 million consumer drones would be sold this year in the U.S. alone, adding that it was going back to the drawing board with the regulation.

"The FAA put registration and operational regulations in place to ensure that drones are operated in a way that is safe and does not pose security and privacy threats," It said in a statement at the time, "We are in the process of considering our options and response to the decision."

The registry requires all drones weighing between 0.55 and 55 pounds be entered in the database. J

January 2018 TCRC Dues

With the arrival of the New Year comes the time to renew your TCRC club dues.

The TCRC board of directors met and set the 2018 TCRC dues as shown below:

- Regular \$85.00
- Junior \$47.50
- Social Affiliate \$35.00

However, if you pay your TCRC dues prior to January 15, the dues will be reduced to \$70, but they must be paid by January 15th, with no exceptions.

Dues invoices were handed out at the December meeting if you were present, or mailed after the December meeting.

Remember, to be a member of TCRC you must be a member of AMA and supply proof of that membership at the time of your TCRC renewal.

Your TCRC dues can be paid to treasurer Tim Wirtz at a meeting or by mailing them to Tim at:

Tim Wirtz
1511 Emerson Avenue N
Minneapolis, MN 55411

The TCRC board confirmed the initiation fee for new members or members who had not paid their dues for the previous year. The initiation fee is \$75.

Take the time to pay your 2018 TCRC dues today and secure your discount. J

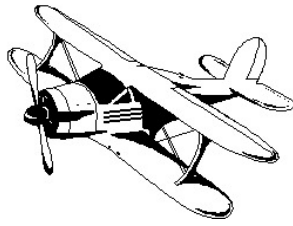
Andersen Designs
Andersen La-7
Built by Jeff Quesenberry

FREE! Scale Plan Downloads
ARADO 96B, Focke Wulf TA -152H
Grumman Lynx, Howard Pete
Kawasaki Ki-45, Lavochkin La-7
Mitsubishi -"Babs"

MNBigBirds.com
Add'l Extras:
- In Flight Videos
- Construction Articles
- Scale Documentation
- Paint Masks & more...

MICKO Aircraft & Accessories
Composite Parts Available thru...

Show & Tell



Some nice Planes at the December meeting.



Joe Neidermayr had a nice looking Junkers 52 built from a kit. It was powered by three 3536 electric motors, had a 74-inch wingspan and weighed 9 pounds. Joe said the corrugated siding was homemade.



Steve Meyer had a P-51 'Dallas Doll' ARF from EFlite. The warbird had a 44-inch wingspan and weighed 43 ounces. It was powered by an electric motor and swung a 4-bladed prop. It came with electric retracts and flaps.



Sherwood Heggen had a Royal Coachman built from a Sterling kit. The plane had a 40-inch wingspan, weighed 2-3/4 pounds and was powered by an HB 15 R/C glow engine. Sherwood had covered the plane in Red Ultrakote with a red/white checkerboard on the wings and tail. The maiden flight is scheduled for the spring of 2018.




Larry Couture had a Flybaby at the meeting, and it was done in traditional Flybaby colors and pattern. The editor did not receive a data sheet on the airplane and thus cannot add any additional information on the aircraft. J

Bring That New Plane To Show & Tell

Safety At The Field

By Larry Couture



Well here it is January 2nd 2018 the New Year (Happy New Year). I am setting here this morning with the heat on looking out the window at some thin white snow in my front yard. It seems that I could put skis on my airplane and go flying. So with this in mind the field is opened and the road down is plowed or passable to the parking lot. Now the electric guys have a great advantage as their motor will start instantly without getting fuel on the hands and cold air blast on the hands. (Very Cold Hands).

Well now that those dreams have past due because you can't believe how cold it really is out there, I will hope to see you one and all at the auction in February. Now the safety rules for this event are there will be no pushing, shoving, hitting or cussing when you get out bid for that item you could not live without. You just have to put on your big boy pants and suck it up and deal with it. So my motto is bid high and buy everything in sight. The down side to this is now you are broke but you can still go home happy. Of course the other down side is the better half is going to point out that you are out of room for storage and money when you get home with all that JUNK.

FOR ALL MEMBERS NEW AND OLD:

The rules are printed in the front of the roster and on a large board in the shelter at the field. I suggest that all members should read them from time to time just to refresh the memory. The thing I will always harp about is let your fellow flyers know what you are doing or going to do by LOUDLY ANNOUNCING take offs, landings, dead stick and on the field travel, and make sure the other hear you and acknowledge you. In my opinion this is the most important rule or suggestion to follow as it will make accidents less likely to happen. IT SEEMS TO BE WORKING SO LETS ALL KEEP IT UP.

Thought for the day: Fly often, have fun and crash less and as usual all landings from which you can fly again are great but not always graceful. (DO NOT MISS THE ACTION)

Safety Always Comes First!

Seller Pre-Registration At TCROnline.com

by Pat Dziuk
TCRC Webmaster

Happy New Year Past TCRC Auction Sellers!


The Twin City Radio Controllers 42nd annual auction is just around the corner. This year it will be again held at CrossPoint Church, 9801 France Avenue South in Bloomington on Saturday [February 3rd](#).

You can register for a seller's number online again this year allowing you to fill out your seller's inventory card and label your items in the comfort of your warm home instead of freezing in the parking lot the morning of the auction.

To register please send an email to auction@tcrconline.com with your name, address and phone number requesting a seller's number. You can find full details including the seller's inventory card at http://www.tcrconline.com/pages/auction_seller_registration.htm

General information at <http://www.tcrconline.com/pages/auction.htm> and <http://www.tcrconline.com>

Hope to see you at the auction and please feel free to forward this on to your fellow modelers at other clubs. J



TCRC 42nd ANNUAL AUCTION

Twin City Radio Controllers - Minneapolis, MN

Saturday, Feb 3rd, 2018

www.tcrconline.com



What's for Sale?

- R/C Airplanes, Kits, Engines & Radio Systems
- R/C Aircraft related stuff & support equipment
- NO Cars/Boats
- NO Unrelated Stuff

When:

Registration Begins @ 6:45 am
Viewing @ 8:15 am
Auction Begins @ 9:00 am

Details:

- 5:00 Admission: includes Bidder's Card
- \$20.00 Minimum Opening Bid. Nothing will be sold for less than \$20
- Commission of \$5 or 10% , whichever is greater, **on ALL ITEMS**
- **SELLER MUST** attach a brief description to EACH ITEM being sold.
- Pre-Registration Available for Sellers
- BUYBACKS @10% up to a maximum fee of \$20
- **CREDIT CARDS will be accepted for auction and concession purchases**

Questions?

- Email Auction@TCRCOnline.com
- Call Bob 612-964-8877 or Scott 952-934-1471
- More Info at:
<http://www.tcrconline.com/pages.auction/htm>

Silent Auction Returns in 2018!

- For Items \$125 and up
- One Hour Exposure for all items in Silent Auction
- 5 Items sold each HOUR for 6 hours
- Set your minimum (\$125 or higher), Bidders bid for one hour. Item sold to highest bidder
- Limited to 1st 30 sellers who choose this option

Concessions

- Hot Coffee, Donuts and Other Goodies
- Soda/Pop/Water
- Sub Sandwiches
- Hot Dogs and Chips

No food or drink in the bidding area

BARGAIN Table Returns in 2018!

- Items sold at fixed price \$15 - \$30, predetermined by Seller
- All Day Exposure
- All Items sold at the table
- \$5 flat fee commission (sale or no sale)

2018 AMA Dues Statements

Most older TCRC members should have received their 2018 dues statements in the mail in September from the Academy of Model Aeronautics. Newer members renew on the anniversary of the month they joined.

AMA 2018 dues are the same as the previous year. They are:

- Adult (19-65) \$75
- Senior (65 and up) \$65
- Under 19 Free or \$15 with *MA*

Your AMA membership gives you \$2.5 million in personal liability coverage, \$25,000 in medical coverage and also a subscription to *Model Aviation* for the year.

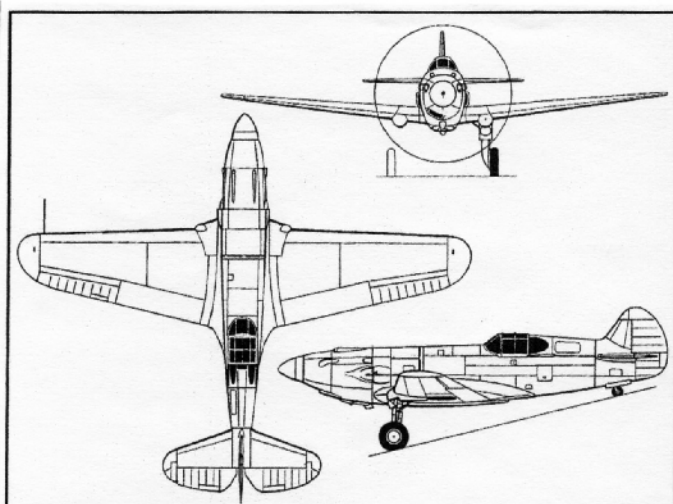
To belong to TCRC, you must have a valid membership for the year in AMA.

Please note that AMA also has a Park Pilot membership that has a cost of \$38 per year, but that membership is not valid for membership in TCRC.

To renew your membership in AMA, the Academy gives you four methods: at the AMA website, www.modelaircraft.org; by fax at (765) 741-0057; by phone at (800) 435-9262; or by returning the renewal form you received in the mail in the supplied envelope.

Deadline for paying your 2018 AMA dues is December 15 to avoid a lapse in membership services. **J**


January Mystery Plane



Douglas A4E Skyhawk

by Conrad Naegele

The December Mystery Plane was the Douglas A4E Skyhawk.



At the onset of the Jet Age the U.S. Navy issued specs for a carrier based attack bomber, capable of delivering a heavy load, reach 495 mph, and have a maximum weight of 30,000 pounds. Chief designer at Douglas, A. C. Ed Heineman (also responsible for the superb Douglas AD-1 Skyraider) delivered a design that met all of the Navy's demands.

The diminutive A4 could lift more than its own weight, had a very short wingspan that could be handled below or above deck, without need of folding wings. Moreover the Skyhawk then set a closed course speed record of 695 mph, exceeding the Navy's demand of 495 mph by more than 200 mph.

The Navy dubbed the plane the 'Scooter', but it was always known as 'Heineman's Hot Rod'. It was praised by Navy and Marine pilots for its extreme ease of handling. It carried a great number of armaments, including nuclear weapons. Production was only scheduled to last from 1954 to 1959. In fact it was produced until 1980. It was sold to many nations. This plane fit the saying "It was greater than the sum of its parts."

The Skyhawk was powered by a Pratt and Whitney J-52 P6 Turbo jet developing 8,500 pounds of thrust. It had a wingspan of 27 feet 6 inches a loaded weight of 24,500 pounds, an empty weight of 8,500 pounds and a speed of 695 mph. It carried 2 20mm cannon and 8,000 pounds of other armaments. J

You're Needed At The TCRC Auction!

Saturday, February 3rd, TCRC will be holding its 42nd Annual R/C Auction. This auction attracts hobbyists from the Twin Cities area, out-state, and all of the surrounding states. From the time the doors open at 6:45 AM, until the church is put back in order by 7:00 PM, the club utilizes every member, plus family members and friends during those 12 hours.

This sounds like a long grueling day, and it is, but it is also a day filled with fun, friends and lots of interesting R/C items being bought and sold.

The TCRC membership meeting scheduled for January 9th will mainly be a planning session leading up to the auction three weeks later. At that meeting you can decide what area you would like to work in, and be signed up for that area. In addition, if your spouse or other family members would like to help out, they can be signed up at that time also.

On Friday, February 2nd, there will be a special work detail starting at 5:00 PM to do a preliminary set-up of the church.

This is also the time to take a look at your inventory of planes and R/C accessories to decide if you have items for sale, and to also determine what items you need.

Be a worker, a buyer and a seller at the TCRC Annual Auction. J

TCRCOnline.com

Know What's Happening!

2018 R/C and Aviation Events of Interest

Date	Event	Remarks
April 6, 7, 8	Toledo Weak Signals Air Expo	Toledo, Ohio
June 2 - 3	Discover Aviation Days	Anoka County Airport, Blaine, MN
July 12 – 14	Air Supremacy Over Goshen	Goshen, Indiana
July TBD	Wings Of The North AirExpo 2018	Flying Cloud Airport, Eden Prairie, MN
July TBD	Watts Over Owatonna	SMMAC Field, Owatonna, MN
July 21	Warbirds Over Iowa	Cedar Rapids Skyhawks, Cedar Rapids, IA
June 22 – August 3	AMA NATS	AMA National Flying Site, Muncie, IN
June 22 - 24	R/C Scale	AMA National Flying Site, Muncie, IN
June 26 - 29	R/C Scale Aerobics	AMA National Flying Site, Muncie, IN
July 6 – 8	CL Scale	AMA National Flying Site, Muncie, IN
July 6 – 13	R/C Pylon Racing	AMA National Flying Site, Muncie, IN
July 8 – 14	Control Line (Carrier, Aerobics, Racing, Combat, Speed)	AMA National Flying Site
July 9 – 12	R/C Combat	AMA National Flying Site, Muncie, IN
July 21 - 28	R/C Soaring	AMA National Flying Site, Muncie, IN
July 23 – 27	Free Flight Outdoor	AMA National Flying Site, Muncie, IN
July 30 – August 2	R/C Helicopter	AMA National Flying Site, Muncie, IN
July 30 – August 3	Control Line (Racing and Speed)	AMA National Flying Site, Muncie, IN
TBD	Free Flight Indoor	AMA National Flying Site, Muncie, IN
July 23 -- 29	EAA AirVenture Oshkosh	Oshkosh, Wisconsin
August 9 – 11	Northern Alliance Military Fly-In	SMMAC Field, Owatonna, MN
August 16 – 18	Warbirds & Classics Over the Midwest	Fond du Lac, WI

Non-recreational Pilots Want To Practice At Our Field

Reprinted from
AMA Clubs Blog

Model aircraft have flown recreationally within the safety guidelines of the AMA for more than 80 years and have achieved an excellent safety record. Find out how to safely integrate commercial flights at your flying site.

Whether it's a local business testing its equipment or a fire department training first responders, AMA clubs are often approached to allow commercial operations at their flying sites. Although there are various aspects to consider before any non-recreational operation, AMA encourages its clubs to take advantage of these opportunities. Partnerships with local businesses or public safety offices can build rapport and be a donation source for clubs to host future events or use toward minor site improvements.

When clubs welcome commercial flying, they attract new pilots to their field who often become interested in fixed-wing or rotary-wing aircraft. Education is the key to ensuring that new hobbyists fly within the guidelines and know how and where to fly safely. Our hobby has faced many challenges and we know the entire modeling community benefits when we speak with one voice. Allowing non-recreational flights at your site will establish the club as innovators in the aeromodeling

community — a great reputation when working with your community leaders and legislators.

Edit: If your flying site is not owned by the club, permission from the property owner will need to be obtained to use the site for commercial ventures.

The commercial entity should obtain and carry its own insurance coverage. In most cases they will have to name the property owner as an additional insured. Preferably, we would also want them to add your club and the AMA as additional insureds to their policy. This would extend the commercial coverage procured by the entity to the club (and AMA) for liability incidents caused by them and might alleviate some of insurance concerns.

If the commercial entity causes an accident and the club is named in a claim/suit, the Westchester policy provided through AMA would respond with a defense on behalf of the club until a coverage determination has been made.

(Editor's Note: This article was published in the AMA Club's Blog. Seemingly AMA is in favor of allowing commercial drones to operate at AMA sanctioned fields. To the editor, this does not seem to be well thought out by the AMA. In my mind, this would be a nightmare in respect to insurance issues arising from an accident; and the mixing of commercial enterprise at an AMA sanctioned field is not in the best interest of keeping hobbyist fields strictly for the hobby. The perception of the hobby by the general public would not be the same.)

Be An All Season Flyer In 2018

With the arrival of the New Year comes the opportunity to earn your All Season Flyer patch.

To become an All Season Flyer a pilot must put at least one flight on an airplane outside in each month of a calendar year. That means you have to start in January.

In Minnesota, those December, January and February flights can occur in some pretty cool weather.

In TCRC several pilots have a proud tradition of earning their ASF patches. Some have been doing it for more than 10 consecutive years.

Earning an All Season Flyer patch in Minnesota has to be a very daunting experience. However, with the advent of the electric airplanes, it is a lot easier than trying to start a cold glow engine.

If you are interested in becoming an All Season Flyer in 2018, plan on joining the pilots for their January flights. **J**

TCRC meets every month on the 2nd Tuesday at 7:00 PM in Fellowship Hall of CrossPoint Church located on the southeastern corner of the intersection of 98th Street and France Avenue in Bloomington. Guests are welcome to attend these meetings.

For Sale

President Bob Breisemeister has some very nice airplanes for sale.

Bob's planes range from small electric ARF's up to 1/3-scale sport planes. Some planes are still in kit form, and some are entirely completed.

The prices of the various planes are very moderate and any one of the aircraft would be a great value for the money.

If you are interested, give Bob a call at 612-964-8877, or see him at a meeting. J

TCRC Apparel For Sale

TCRC's new club apparel is available for sale at most membership meetings.

The new apparel is pretty nifty looking.

Club treasurer Tim Wirtz has been organizing the order of the club apparel and now has for sale:

- TCRC Hats \$12.00
- TCRC Hatbands \$5.00
- TCRC Gray Sweatshirts \$18.00
- TCRC Gray T-Shirts \$12.00

The dark blue hatbands are to be worn on broad brim straw hats and should look pretty neat.

Tim has plenty of the hats and shirts in an array of sizes. See him at a meeting to get your new TCRC shirt or hat. J

Japan's Deadliest Pilot



Hiroyoshi Nishizawa started his aviation training in 1936 and he graduated in 1939. He was a sickly man, but when he flew, his fellow pilots called him The Devil. He was a very skilled pilot, especially when he was flying a Zero. Even when he was facing more advanced planes from the American Navy, Nishizawa was thought to be invincible when he was piloting.

He was considered Japan's top ace pilot, but how many planes he shot down is a bit unclear. The Imperial Japanese Navy Air Service recorded their kills for a unit and not individual pilots. Nishizawa claimed he shot down 102 planes, but it was probably closer to 36.

On October 25, 1944, Nishizawa had a premonition that his death was imminent, so he begged to be allowed to go on a kamikaze mission. His commander wouldn't let him because he was such talented a pilot. The next day, Nishizawa boarded a bomber in Mabalacat, which is in the Philippines. He was a passenger heading to the island of Luzon to pick up some

replacement planes. En route, the bomber was attacked by two American Hellcats. The plane went down with Nishizawa, Japan's Ace of Aces, sitting helplessly as a passenger. J

THE TCRC FLARE OUT Monthly Newsletter



TWIN CITY RADIO CONTROLLERS INC.

Purpose: To preserve, encourage, and further develop the hobby of building and flying radio controlled model airplanes.

2018 Officers

President	Bob Breisemeister 612-964-8877
Vice President	Chris O'Connor 612-619-5471
Secretary	Ken Weddell 952-500-3446
Treasurer	Tim Wirtz 952-941-5357

TCRC Flare Out

Editor James R. Cook 952-445-5257
Publishers: Pat Dziuk 952-445-3089
 & Mike Timmerman 952-496-1631

Website: <http://www.tcrconline.com>




Visit Your
Local
Hobby Shop



7144 Chicago Ave S
Richfield, MN 55423
612-861-5587
MyHobbyWarehouse.com
hobbywarehouse2@aol.com
Hours Mon-Fri 10:00-7:00
Sat 10:00-6:00
Closed major holidays
Thomas Steinmueller
Stop In Today To Find Out 'The TCRC Special Of The Month'

LITTLE CANADA (651) 490-1675  **RICHFIELD** (612) 866-9575
HUB HOBBY and... Fun for the Family Games Toys Stuff
HOURS: MON-FRI: 10:00-9:00 SAT: 9:30-5:30 SUN: 11:00-5:00
Arts & Crafts **Rockets** **Science** **Radio Control**
Games **Slot Cars** **Puzzles** **Kites**
Plastic Models **Trains** **Toys** **& Much More**
LITTLE CANADA 82 Minnesota Ave. Little Canada, MN 55117 (Hwy 36 & Rice St.)
RICHFIELD 6410 Penn Ave. S. Richfield, MN 55423 (2 Blks S of Lunds)
 Visit Us Online At HUBHOBBY.com
 Find us on Facebook

HOBBY

HOBBYZONE.com
 Check us out! 763-551-1159 info@hobbyzone.com
3700 Annapolis Lane N, Suite #175
Plymouth, MN 55447
 Monday - Friday 10AM - 5:30PM
 Saturday 10AM - 4PM
 Sunday Closed
 Most in-store prices are 5% - 10% OFF online prices. Plus, every month we select two popular items at 15% OFF!
www.hobbyzone.com
ZONE


BIG SKY HOBBY™
 Great products, expert advice.
Open Monday thru Saturday, 10 am - 6 pm
Have Special Orders or Questions?
Contact: Jeremy@BigSkyHobby.com

Big Sky Hobby
3402 Federal Drive
Eagan, MN 55122
(651) 905-8909

