



July

Minneapolis, Minnesota U.S.A.

2021

Electric Fly-In Held At Jordan Field On June 12th

by Gerry Dunne

The 2021 edition of the TCRC Electric Fly-In was scheduled for Saturday, June 12th. Gerry Dunne was the chair for the event and arrived at the field around 9:30.

The day started with great sunshine and a light wind, but that started to stiffen around noon.



Thad Gorycki took his plane with a camera mounted and took this neat aerial of the field during the TCRC Electric Fly-In.

Five pilots showed up for the Fly-In with a total of 25 airplanes. All electric, of course.

Those present were: Jeff Tolzmann with a T-28, E-Flite Carbon Z Cub, another Cub, and an E-Fite Splenda. Thad Gorycki had a Timber, a Mini Talon, an RMC Flying Wing and a Blade 330 helicopter. Tim Kepner had a Katana. Gerry Dunne had a P-51, T-28, F-16, a Wing, and a Yin Yan.

Mike Robin had a Logo 500 helicopter, an AJ Slick, an Extra 300L, an Outlaw Flying Wing, and a Trax 600.



The pilots took advantage of the sun and weather and put lots of flights in. There were no events scheduled, just fly, land, grab another plane and repeat. The sky over Jordan saw lots of planes soaring through it.


When the wind picked up around noon, most of the pilots started packing up. Thad Gorycki summed up the day, "Lots of flights, no crashes, accidents or mishaps. Everyone went home with everything in perfect flying condition."

Thanks to Gerry Dunne for hosting the event, and thanks to the pilots who came out to enjoy a great morning of flying.

There are more pictures from the Electric Fly-in on page 5 of this newsletter. ☺

A Note from The Head Wing Nut

By Bob Briesemeister



Hello Members,

Happy Independence Day! I hope that you were able to spend some time with your family, grill some traditional 4th of July food and watch fireworks.

It's hard to believe that 2021 is half over and we have been able to fly at the main TCRC flying field all year. Cross your fingers, knock on wood that it continues. It is dry and we need rain just would like it to come in manageable amounts as not too much to flood the field.

You all should have received an email from AMA on the TRUST Safety Test for flying recreational UAS planes, multi-rotor, drones and helicopters. The test is basically AMA flying rules and common sense. The test is set up so that you cannot fail. What it does is go over some safety and flying rules in multiple choice questions. If you get it wrong, it will say that your answer is wrong and try again. By doing it this way it teaches you the right answer.

It is your responsibility to keep a record or proof that you have passed the test either by printing it out or on your phone or computer. The FAA or AMA will not be keeping a record of your compliance with this rule. If you are asked by someone enforcing the rule and you cannot prove that you have taken the test or have lost it, all you need to do is take the test over. If you have any questions, please contact me or any board member. Don't be afraid to take the test. It is very simple and just another hoop that we need to jump through to comply with the FAA. Located in this newsletter is a step-by-step instruction to access the TRUST test and take it.

July Events:

The first upcoming event in July is the membership meeting on Tuesday, July 13th. The meeting will be held at the TCRC main field weather permitting. Food and beverages will be provided by TCRC at around 5:30 and the meeting will be at 7:00 PM. If there is a change due to inclement weather you will be notified by email. There are still a few items for sale from the estate that we purchased. I will have them out and for sale at the meeting.

The second event is Wings Over Jordan on Saturday, July 17th from 10:00 AM to 4:00 PM. This event is open to any pilot with a current AMA membership. Also, you may fly any size R/C fixed wing aircraft with whatever power source that you prefer.

Happy Flying!



TCRC Building Contest At The Meeting-At-The-Field

by Chris O'Connor

The TCRC Building Contest was held on June 8th at the Meeting-At-The-Field.

This year, the categories and judging were completely different. First, there were no categories, and second, everyone was a judge. Every member present voted for the plane that they liked the best, and the one getting the most votes was the winner.

We had five members enter their models. There was a variety of planes, but the one that won was a combination of different models. The plane had a wing from one model, a tail from another, and a new fuselage in between.

The winner of this great model was Larry Couture. Congratulations Larry. Larry was awarded a gift certificate to Big Sky Hobby.

Thank you to all that entered, and to our many judges. 😊

TCRC June Meeting At The Field Has Fantastic Weather

by Jim Cook

2021 is doing a pretty good job of providing really nice weather for its scheduled events. The June 8th Meeting At The Field was no exception.



The windsock at the TCRC Jordan Field shows the lack of a wind at the Meeting At The Field. (Photo by Jim Cook)

There were lots of TCRC members present for the meeting. Some with planes and plans to do a lot of flying, and some who just came down to relax, enjoy the weather, have a great meal, and partake of the business meeting.



The pits had plenty of pilots and planes in attendance at the meeting. (Photo by Jim Cook)

President Bob Breisemeister and Brian Johnson set up the remaining planes from the estate that the club purchased in May and sold a few more before the meeting.

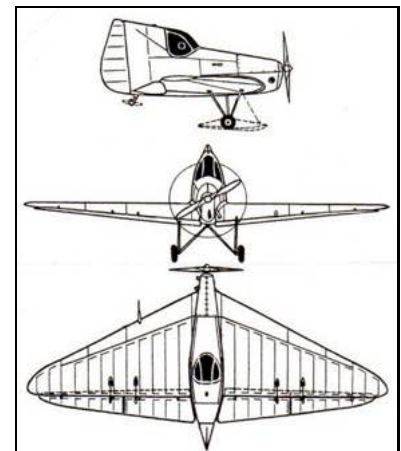
Bob manned the grill and cooked up hamburgers and hotdogs for all of the members around 5:30. Cold beverages also hit the spot. Nobody was too shy not to have seconds of the great food.

The TCRC Building Contest was held at the June meeting also. Chris O'Connor chaired the event and Larry Couture walked off with the grand prize.

At 7:00 PM a brief business meeting was held in the shelter. Following the meeting, some pilots put in a few more flights before packing it up and heading for home.

Thanks to all who made it to the meeting to enjoy yet another great day at the Jordan Field. See more pictures from the Meeting At The Field on pages 4 and 5 of this newsletter. ☺

July Mystery Plane



Pictures From TCRC's June Meeting At The Field



Prior to the meeting, Bob Breisemeister and Brian Johnson display the remaining planes from the estate the club purchased.



The shelter was a popular place to relax in if you were not in the pits or on the flight line, as these members demonstrate so well.



TCRC member Mike Robin got a number of nice flights in prior to dinner being served and then the business meeting.



President Bob did a great job on the grill turning out plenty of hamburger and hotdogs for all who were at the meeting.



The parking lot at the Jordan Field was pretty full with the cars from the many members attending the Meeting at the Field.



The dinner mean was laid out on the table and young and old enjoyed the faire. Ali Reda helps his grandson load up his plate.

Photos by Jim Cook

Pictures From TCRC's July Electric Fly-In

More Pictures From The Meeting At The Field



Jeff Tolzmann readies his Cub for another flight at the Electric Fly-In.



Two pilots on the flight line at the Meeting At the Field sand behind the nice new fencing that was installed a month earlier.



Tim Kepner's Katana waiting for another flight at the Electric Fly-In on June 12th.



Sherwood Heggen set up camp at the end of the pits on the west and enjoyed the shade of his shelter between the flights that he took.



Some of Gerry Dunne's fleet sitting on the infield and waiting for their turns into the sky.



The club has done a great job repairing the shelter and the bricks in the shelter, making a really comfortable place to rest between flights.



(Photos by Jim Cook)



Federal Aviation Administration

The Recreational UAS Safety Test (TRUST)

All recreational flyers must pass an aeronautical knowledge and safety test and provide proof of test passage (the TRUST completion certificate) to the FAA or law enforcement upon request. The FAA's 2018 Reauthorization Bill introduced new requirements for recreational pilots (see P.L. 115-254, Section 349 – exception for limited recreational operations of unmanned aircraft).

What is a recreational flyer?

A recreational flyer is someone who operates their drone for fun or personal enjoyment purposes only.

How to fly a drone recreationally:

1. If your drone weighs more than .55 lbs, register your drone through the FAA's DroneZone
2. Pass TRUST
3. Follow safety guidelines on the FAA website or of an existing aeromodelling organization.

In June 2021, the FAA announced the following entities as FAA Approved Test Administrators of TRUST (FAA approved TRUST TA):

- [The Academy of Model Aeronautics \(AMA\)](#)
- [The Boy Scouts of America](#)
- [Chippewa Valley Technical College](#)
- [Community College of Allegheny County – West Hills Center](#)
- [Drone U](#)
- [Embry-Riddle Aeronautical University \(ERAU\)](#)
- [HSU Educational Foundation](#)
- [Lake Area Technical College](#)
- [Pilot Institute](#)
- [Drone Launch Academy LLC](#)
- [Proctorio Incorporated](#)
- [Tactical Aviation](#)
- [CrossFlight Sky Solutions](#)
- [UAV Coach](#)
- [University of Arizona Global Campus](#)
- [Volatus Aerospace Corp](#)

What is TRUST?

TRUST is The Recreational UAS Safety Test. It provides education and testing for recreational flyers on important safety and regulatory information. If you fly your drone recreationally under the Exception for Recreational Flyers you must pass the test before you fly.

How can I take the TRUST?

You may take the free online test through any of the approved test administrators listed above.

How does the TRUST work?

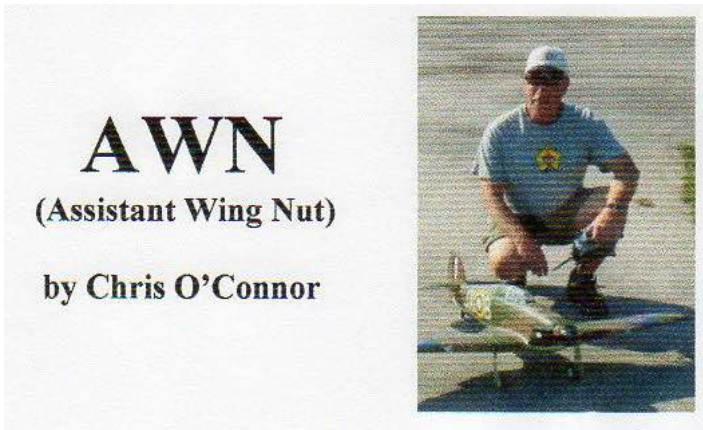
The FAA provides education and testing content to FAA Approved Test Administrators of TRUST, who in turn provide the content to recreational flyers for free.

The TRUST is divided into two sections:

The first section provides you with the information needed to pass the test.

The second section is a series of multiple choice questions. You cannot fail the test. If you answer a question incorrectly you will be provided with information on why the answer you chose was incorrect and will be promoted to try again.

Upon completion of the TRUST you will receive a completion certificate. The certificate never expires however if you lose your certificate you will need to re-take the test and obtain a new certificate. Neither the test administrator, nor the FAA, will maintain personally identifiable information about the recreational flyer so it is not possible to re-print or re-issue your original certificate. →



come in from the sides. The other thing to think about whether regular glass or prescription is the base color of the lens. There is gray, green, bronze, and rose. What I learned is that the rose color shows the most definition or contrast between objects, making it easier to see your model with various backgrounds. The next best is bronze or brown. Of course, all this is very personal and we use what we like or work's best.

Hard to believe it's July already. Lately it seems like flying was a little harder to do with all the wind we had and also the high temps.

Thank you, and again these are my opinions alone.

My statement here is mine alone, and not the views of TCRC Club. What a perfect time to take the FAA test for UAS. I have already taken the test and found it pretty easy. I encourage everyone to take it, although in my opinion it's a waste of time. Maybe others think that way and just stay quiet about it, but I guess I can't keep my mouth shut. It's more for drone fliers. They talk about the transmitter as a control station, and also to be aware of our surroundings. If you fly at an AMA sanction field there is no worries. They warn you about staying away from trees and powerlines, etc. Common sense I would call it. Also, they speak about knowing how your equipment works, such as GPS headings, back to home flight path, etc. which applies to drones, not model aircraft. Again, it's more common sense than anything. Unfortunately, enough people flying drones in a reckless manner has caused the situation we are in now. And unfortunately, the only people that will comply with this is the model airplane community. There will be some drone people that also will do this. I'm only talking about the recreational flier. So, again to be safe, make sure you have your FAA number on your models and also a copy of the card proving you took the test, called TRUST. It's required so I recommend you do it. The test took about 15 minutes to do. Okay, that's my rant, let's move on!

See you at the field! ☺

How many of you fly without sunglasses? Not necessarily the best thing to do for your eyes. The sun's rays are harmful to our eyes over time, so we must protect what we have. A good pair of sunglasses filter out UV-a and UV-b rays, and also protect you from objects flying into your eyes. I recently got some new prescription sunglasses, and the optician was amazed that I wanted different lenses for different light conditions. She said most people just need a pair of sunglasses for the bright days. We are looking up in the sky at lots of different light conditions, from bright sunny days, partly cloudy days, to overcast dimly lit days. The glasses I have are made by Oakley and have removable lenses. So, you buy a pair of frames and then just change out the lenses with different shades depending on the brightness of the day. I've been using Oakleys for some time now and really like what they do for me. Even the frames and lenses wrap around your face a little so less light can

THE TCRC FLARE OUT
Monthly Newsletter

****TWIN CITY RADIO CONTROLLERS INC.****

Purpose: To preserve, encourage, and further develop the hobby of building and flying radio controlled model airplanes.

2021 Officers

President	Bob Breisemeister 612-964-8877
Vice President	Chris O'Connor 612-619-5471
Secretary	Ken Weddell 952-500-3446
Treasurer	Tim Wirtz 952-941-5357

TCRC Flare Out

Editor	James R. Cook	952-200-2030
Publishers:	Pat Dziuk	952-445-3089
	& Mike Timmerman	952-496-1631

Website: <http://www.tcrconline.com>

Westland Whirlwind

by Conrad Naegele

The June Mystery Plane was the Westland Whirlwind.



The RAF's twin-engined single-seat fighter was the first, in any numbers, by any of the belligerents. The plane, of orthodox all-metal stressed-skin construction, was highly maneuverable, and its handling characteristics were referred to as delightful! Its performance at low altitudes was superior to most single-seat fighters.

On the negative side, poor maintenance and thereafter troublesome Peregrine engines resulted in only two RAF squadrons using them in the mid-30's. The Whirlwind was meant as a day-and-night fighter, with 4-20mm cannons. It had a very narrow fuselage, with an all-around vision canopy. Two prototypes were ordered in 1937.

The planes were re-engined in 1940 with Typhoons. The armament was changed to 12-303 caliber machine guns. One was fitted with a 37mm cannon. A total of 112 planes were produced, and after maintenance was cleared up and new engines fitted, the plane was very successful and flew until the end of WWII. It must have been a thrilling plane to fly the two powerful engines and its rather low weight.

The Whirlwind had a 45-foot wingspan, a weight of 11,400 pounds and a speed of 360 mph at 15,000 feet. The final engines were Rolls Royce 12-cylinder liquid-cooled units developing 885 horsepower. Its final armament was 4-20mm cannon and 2-500 pound bombs. 😊

TCRCOnline.com

How To Take The FAA TRUST for Drone Flyers

Anyone who flies a UAS (Unmanned Aircraft System) must take The Recreational UAS Safety Test.

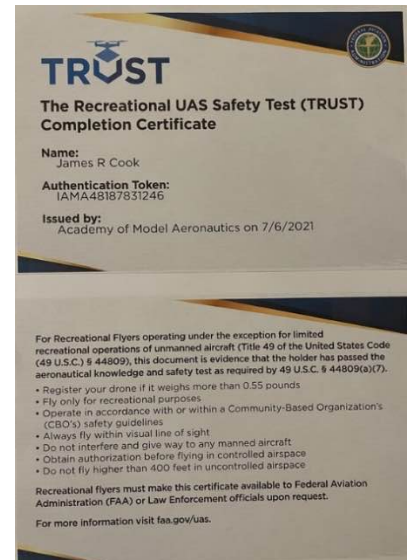
To take the test, go to:

Modelaircraft.org

In the search bar type in 'TRUST' The first item in the list will be 'The Recreational UAS Safety Test (TRUST)'. Click on it. Click on 'Take the test'. Click on 'Start' in the yellow bar.

The test is comprised of four sections. The reader is given information for the first section, and then must answer seven multiple choice or true/false questions. The reader is then given information for the second section and must answer six more questions. Section three has five questions and section 4 has five questions.

After completing the test, you are asked to print a copy of your Completion Certificate. 😊





TCRC 5th Annual Wings Over Jordan Fly-In

July 17th, 2021

Contact Info:
Bob B. (612) 964-8877

10 am to 4 pm

Open to all R/C Pilots with Current AMA Membership

Any size R/C fixed-wing aircraft

Any power type OK

Starting benches



Spectators Welcome

Concessions

- Brats
- Burgers
- Hotdogs
- Chips
- Soda/Water



Instructions to Main Site	Miles
Head South on US-569 toward Jordan	9.0
Turn RIGHT onto County 9 at the traffic signal in Jordan	0.1
Turn LEFT onto County 57/E 190 th St	0.8
Turn RIGHT on Beaumont Ave. Beaumont Ave becomes Beaumont Way. Go straight through the four way stop.	0.1
Turn LEFT at the yield sign onto W Sioux Vista Dr	0.1
Turn Right onto the gravel road at the sign for TCRC and proceed down to the parking lot.	0.1

Calendar

- July 13** TCRC Membership 'Meeting at the Field'
Jordan Field
5:30 PM Dinner
7:00 PM Meeting
- July 17** Wings Over Jordan Fly-In & Camp Out
TCRC Jordan Field
Bob Breisemeister
- July 24-25** Wings of the North AirExpo 2021
Flying Cloud Airport
Eden Prairie, MN
- July 26-Aug. 1** EAA AirVenture Oshkosh, WI
- Aug. 4** 3rd Quarter Board Meeting, 7:00 PM
Bob Breisemeister's Home
- Aug. 10** TCRC Membership 'Meeting at the Field'
Jordan Field
5:30 PM Dinner
7:00 PM Meeting
- Aug. 21** Model Aviation Day
TCRC Jordan Field
Tim Wirtz & Brian Johnson



MNBigBirds.com Free! Scale Plan Downloads

Andersen Designs

Hawker Hurricane MkII
Kawasaki Ki-45 "Nick"
Focke Wulf TA-152H
Lavochkin La-7
Grumman Lynx
ARADO 96B
Howard Pete
Mitsubishi Ki-15 "Babs"
Thomas Morse Scout S4C

New!
Hawker Hurricane Mk II
1/4 Scale British Fighter

New!
Howard Pete
1/3 Scale Fighter

New!
KI-45 DRAGON SI AYFR


Composite Parts Available Thru MICKO

Add'l Extras

- In Flight Videos
- Construction Articles
- Scale Documentation
- Paint Masks & More!

Safety At The Field

By Larry Couture



Here it is the end of June, 2021 and it for sure is summer as the temps are in the high 80's to 100. The field is in great shape and is being used by many. If you haven't been there you're missing some great flying! The only problem is the heat, so be prepared to take it easy and not get over heated.

There have been two cut fingers at the field this month. The first one happened when the person who was getting his engine started and tuned up for flying stood in front of the plane and reached to adjust the engine. The prop was running and he was hard to see and his hand went into the prop circle. Had he been behind the plane this most likely would not have happened. Now the second occurrence was me and I made the mistake of not paying attention to my air concentrator at my side and I leaned down out at the runway area to adjust the engine, and as I did this the little black box swung down and hit my elbow and pushed me thumb into the prop and cut the end of my thumb. Had I secured the black box properly this would not have happened. SO, EVERYONE AT ALL TIMES SHOULD BE AWARE OF LOOSE THINGS ON YOUR PERSON THAT MAY GET TAKEN BY THE PROP AND CAUSE AN ACCIDENT.

The rules are printed in the front of the roster and on a large board in the shelter at the field. I suggest that all members should read them from time to time just to refresh the memory. The thing I will always harp about is let your fellow flyers know what you are doing or going to do by LOUDLY ANNOUNCING take offs, landings, dead stick and on the field travel and make sure the other hear you and acknowledge you. In my opinion this is the most important rule or suggestion to follow as it will make accidents less likely to happen. IT SEEMS TO BE WORKING SO LETS ALL KEEP IT UP.

Thought for the day: Fly often, have fun and crash less and as usual all landings from which you can fly again are great but not always graceful. So, with the warm weather coming back, stay cool and have a fun summer.

NOTE: LARRY'S HANGER is now open and in use if you stop by we must maintain the 6 foot rule, but I will serve coffee if wanted and there are chairs for seating.



The TCRC Membership meeting on July 13th will be held at the Jordan Model Air Park

The grill will be on and dinner will be served at 5:30 PM. The meeting will start at 7:00 PM. Bring a plane and get some flying in before enjoying a dinner on the club and then attending the membership meeting.

The membership meetings for August 10th and September 14th are also scheduled for the Jordan field, weather and water permitting.

In case of bad weather the meeting will be at its normal time of 7:00 PM at CrossPoint Church in Bloomington. ☺

TCRC meets every month on the 2nd Tuesday at 7:00 PM in Fellowship Hall of CrossPoint Church located on the southeastern corner of the intersection of 98th Street and France Avenue in Bloomington. Guests are welcome to attend these meetings.



Safety Always Comes First!

For Sale

Global Hobby ARF P-47 Thunderbolt

\$175

Completely Built, Never Flown
New OS FX 61 Engine
59-inch Wingspan, 48-inch Fuselage
No Retracts, but Wings Have Retract Pods
5 Servos Installed
Ready to Fly, Just Add Receiver and Battery



Engine Fits Perfectly In Cowling

Jim Cook
952-200-2030
Jimcook888@q.com

For Sale

Alpha 60 High Wing Float Plane

\$75

Great Flying Float Plane
OS FX 61 Engine
72-inch Wingspan, 59-inch Fuselage
Lifts Off of the Water Easily
4 Servos Installed
Ready to Fly, Just Add Receiver and Battery



Plane has plenty of experience flying off the water. Solid plane, never been crashed. Could use a few minutes with a heat gun to take a few wrinkles out of the Monokote. Floats are 39-inches.

Jim Cook
952-200-2030
Jimcook888@q.com

Twin City Radio Controllers



HOBBY

HOBBY ZONE
STORE

Check us out! 952-941-1866
info@hobbyzone.com

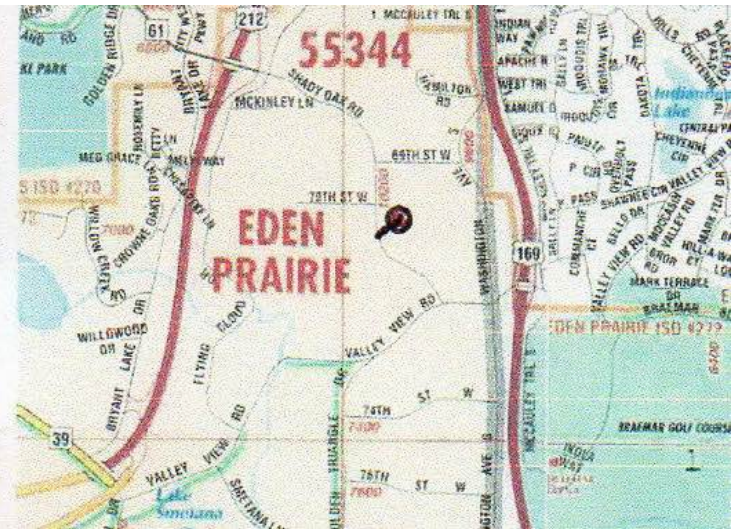
7171 Shady Oak Road
Eden Prairie, MN 55344

Monday - Friday 10AM - 5:30PM
Saturday 10AM - 4PM
Sunday Closed

Most in-store prices are 5% - 10% OFF
online prices. Plus, every month we
select two popular items at 15% OFF!

www.hobbyzone.com

ZONE



BIG SKY HOBBY™

Great products, expert advice.

Open Monday thru Saturday, 10 am - 6 pm

Have Special Orders or Questions?
Contact: Jeremy@BigSkyHobby.com

